



Snow Thursday into Friday Morning

December 18, 2024
2:14 PM

Winter Weather Advisory in Effect

Bottom Line Up Front

- Light to moderate accumulating snowfall Thursday morning into Friday morning
- Highest amounts likely north of I-94 and near Lake Michigan (due to lake enhancement)
- Snow covered and slick roads making for difficult travel conditions Thursday morning into Friday morning

Impacts



Snow
½ in/hr Rate



Several Inches of
Accumulation



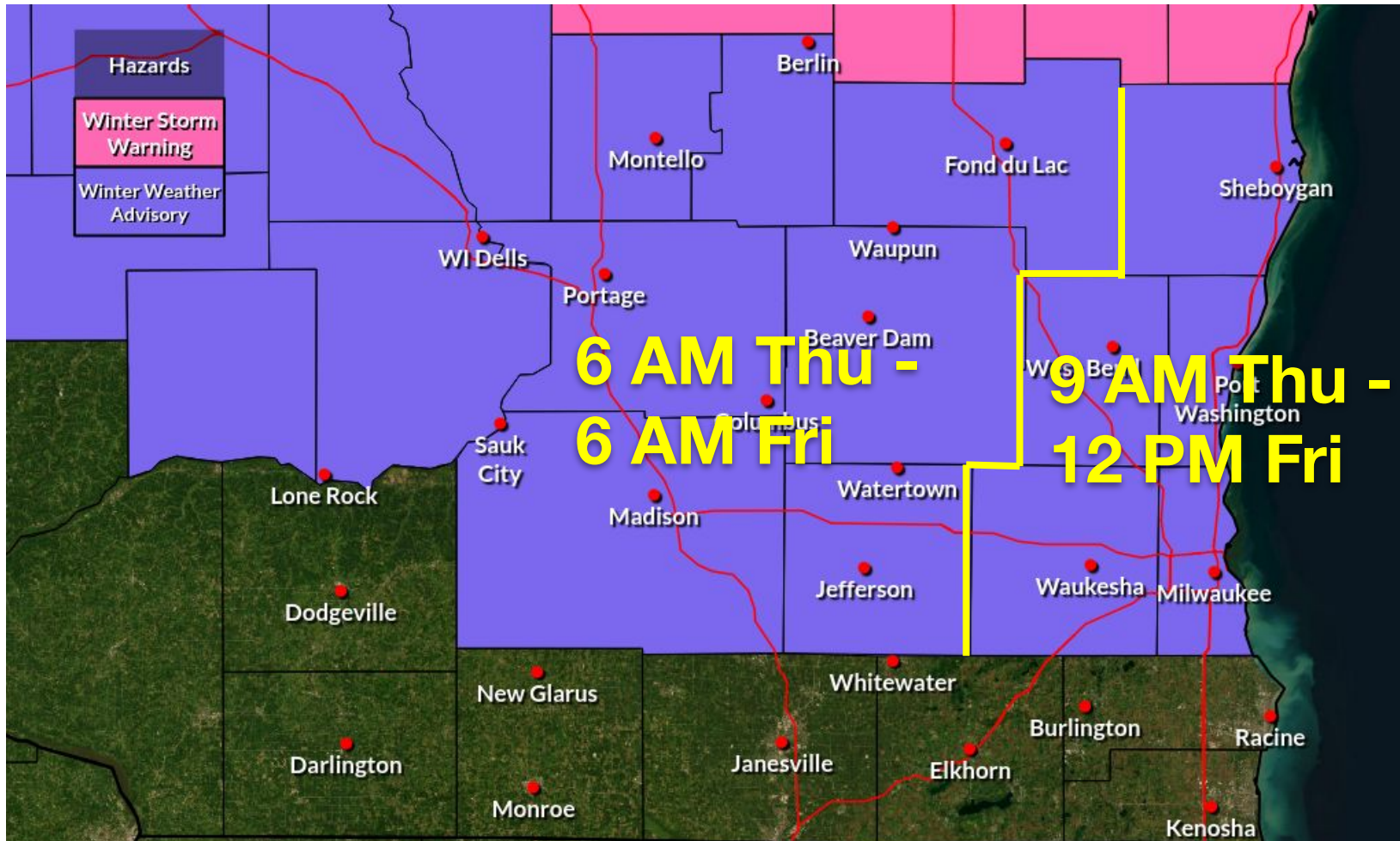
Thu/Fri Travel
Commute



Important Updates

- *Winter Weather Advisory now in effect for locations mainly along and north of the I-94 corridor*

Winter Weather Advisory: Thursday 6 AM - Friday 12 PM



National Oceanic and
Atmospheric Administration
U.S. Department of Commerce

National Weather Service
Milwaukee, WI



Snow Thursday into Friday Morning

December 18, 2024
2:14 PM

Storm Total Snow Accumulation

Accumulation Details

- Long duration snowfall event with light to moderate snowfall rates
- Greatest potential for 3"+ remains along and north of I-94
- Lake enhancement will bring locally higher amounts in the east
- Farther north/south low track would shift highest amounts and also impact lake enhancement



+2" of Snow

| | | |
|-----|-----|------|
| LOW | MED | HIGH |
|-----|-----|------|



Blowing Snow

| | | |
|-----|-----|------|
| LOW | MED | HIGH |
|-----|-----|------|



Reduced Vis

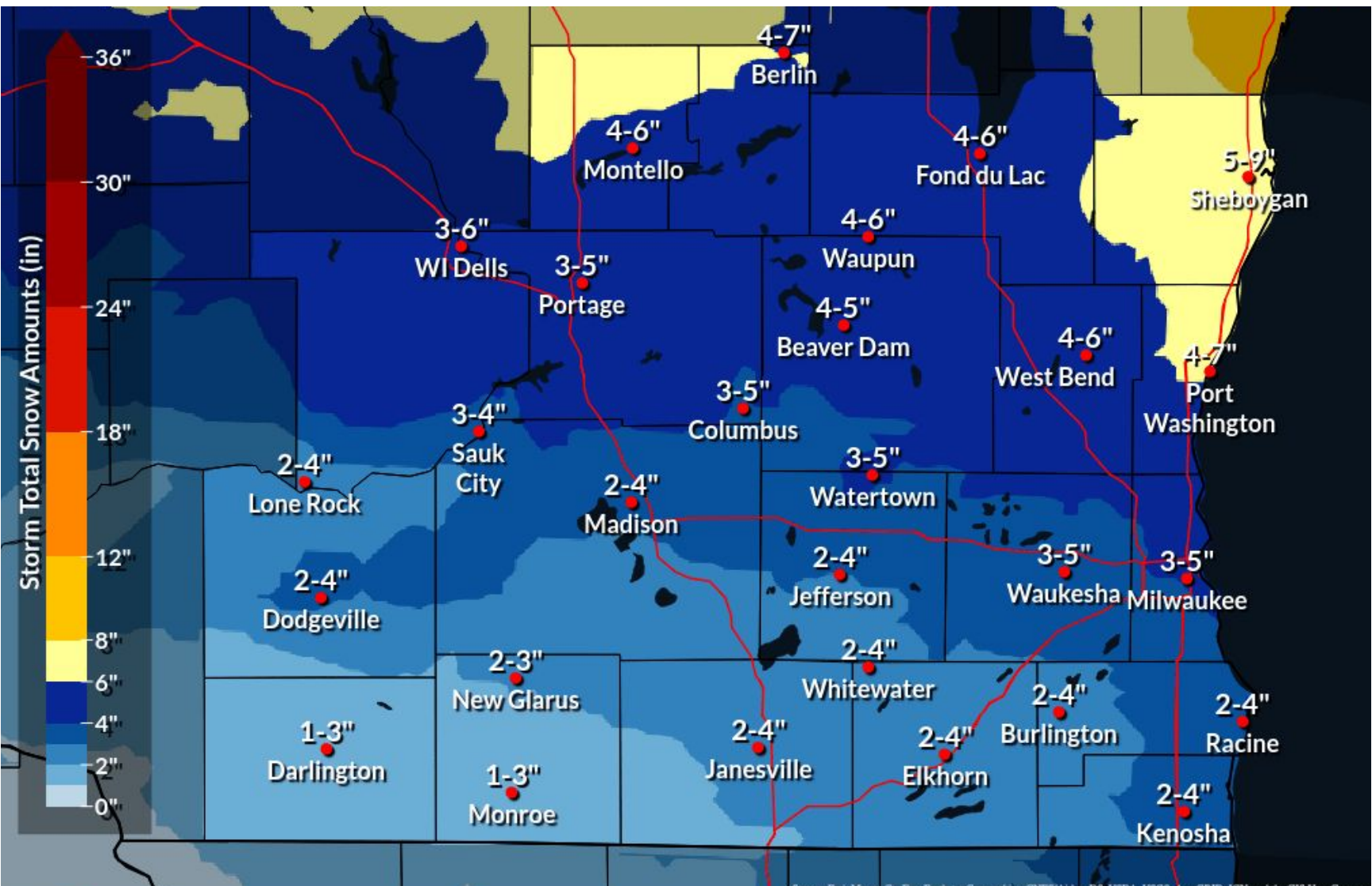
| | | |
|-----|-----|------|
| LOW | MED | HIGH |
|-----|-----|------|



Travel Impacts

| | | |
|-----|-----|------|
| LOW | MED | HIGH |
|-----|-----|------|

Storm Total Snow



Thursday AM through Friday AM

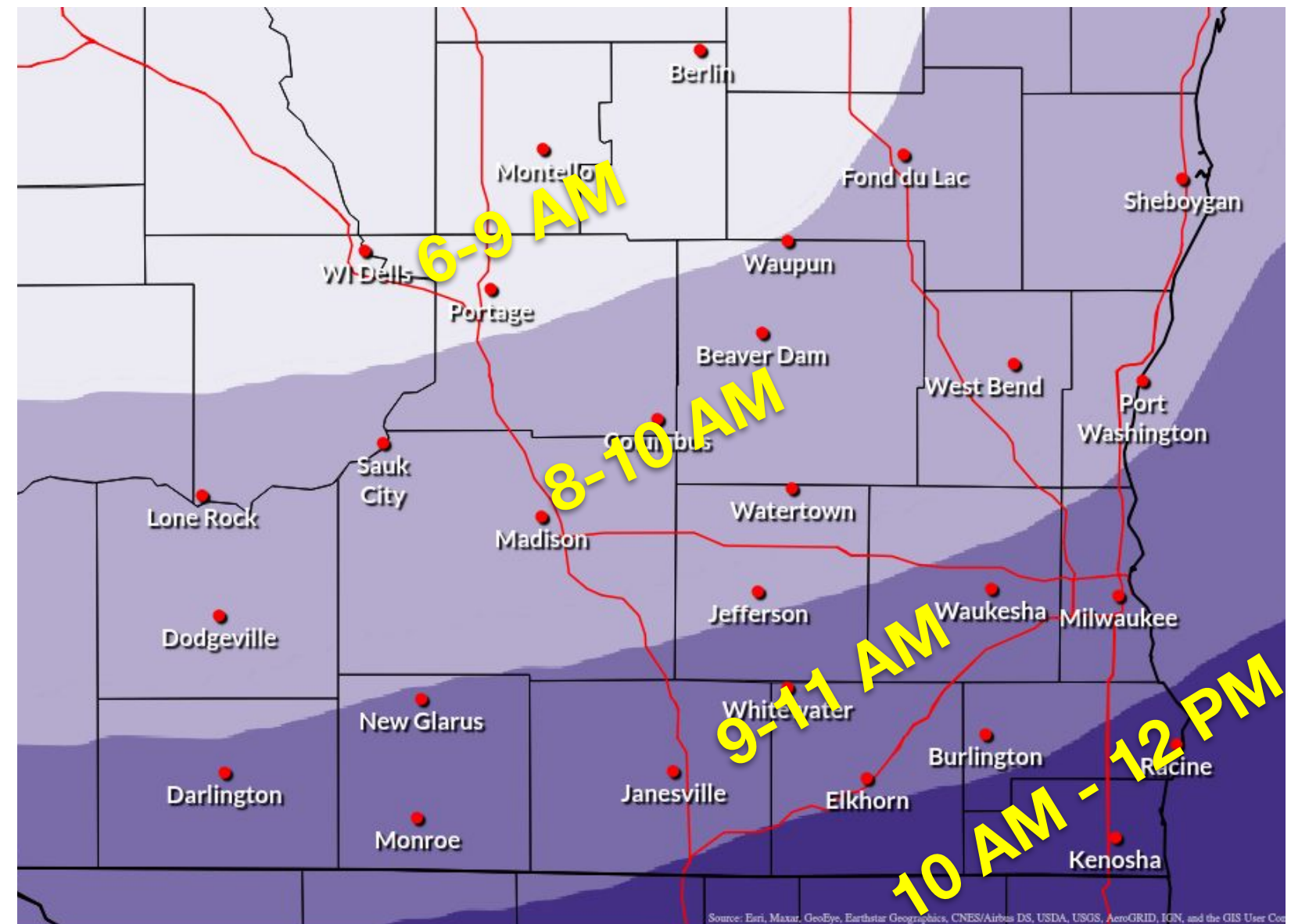




Accumulating Snowfall Timing

- Snowfall rates up to ½ inch an hour, especially from mid-morning into early evening
- Thursday morning commute mainly impacted from Madison northwestward
- Thursday evening commute likely impacted for all of southern Wisconsin, with the east impacted Friday morning

| | |
|--------------|--------------------------|
| Start | Thu 6-10 AM |
| Peak | Thu 10 AM - 10 PM |
| End | Fri 6 AM - 12 PM |



Snow Onset Timing



Snow Thursday into Friday Morning

December 18, 2024
2:14 PM

Snowfall Rates

10 AM Thursday



2 PM Thursday



6 PM Thursday



- First round of snow will move in Thursday morning
- Lull in snowfall rates early Thursday afternoon
- Snowfall rates pick back up for late Thursday afternoon into the evening





Snow Thursday into Friday Morning

December 18, 2024
2:14 PM

Winter Weather Advisory in Effect

Key Messages: Long duration snowfall will bring several inches of snowfall Thursday morning into Friday morning

Six Basic Steps for Properly MEASURING SNOW

Accurate and timely snowfall measurements are extremely important to your National Weather Service office, your community, local media, and many others. Here are the six steps you need to know for measuring snow:

- 1 Supplies**
Ruler or yard stick
24" X 24" white board, flag
- 2 Planning**
Find an open area away from tall objects, but sheltered from wind
- 3 Set-up**
Set up before snow begins
Put your board out and mark it with the flag
- 4 Measuring Snow**
Record your total to the nearest tenth of an inch
Wipe the board off after measuring
Measure once daily at the same time, after measuring place the board on top of snow
- 5 When Snow Stops**
Measure as soon as the snow stops to avoid lower totals due to melting, settling and drifting
- 6 Reporting**
weather.gov social media
SEND us your report!


[NWS Milwaukee Website](#)
[Detailed Forecast via Cell Phone](#)
[Hourly Precipitation Graphs](#)
[Current Graphical Forecast](#)
[Forecast Snowfall Amounts](#)
[Winter Weather Monitor Page](#)
[Current Watches, Warnings and Advisories](#)

Follow us on social media at:

[NWS Milwaukee/Sullivan, WI](#)



[@NWSMilwaukee](#)



National Oceanic and
Atmospheric Administration
U.S. Department of Commerce

National Weather Service
Milwaukee, WI