



Results from Village of Yorkville 2019 Community Survey

I-94 Corridor Master Plan & 2050 Comprehensive Plan

Village of Yorkville, WI

149602 | May 6, 2019



Building a Better World
for All of Us®

Engineers | Architects | Planners | Scientists

Executive Summary

In March 2019 the Village of Yorkville requested public input as the Village began the process of creating an I-94 Corridor Master Plan and the Village's 2050 Comprehensive Plan. The two plans are being developed concurrently, yet incrementally and will be based on input gathered from the community.

- I-94 Corridor Master Plan. Planning process to review current development pressures, to identify community supported options for future growth, and to create preferred land use scenarios with fiscal impacts. An implementation strategy will be identified for the chosen scenario.
- 2050 Comprehensive Plan. Planning process to develop a complete update to the Village's Comprehensive Plan with a focus on identifying goals and a community vision for the Village for the next 30 years, prioritized in an Implementation Plan.

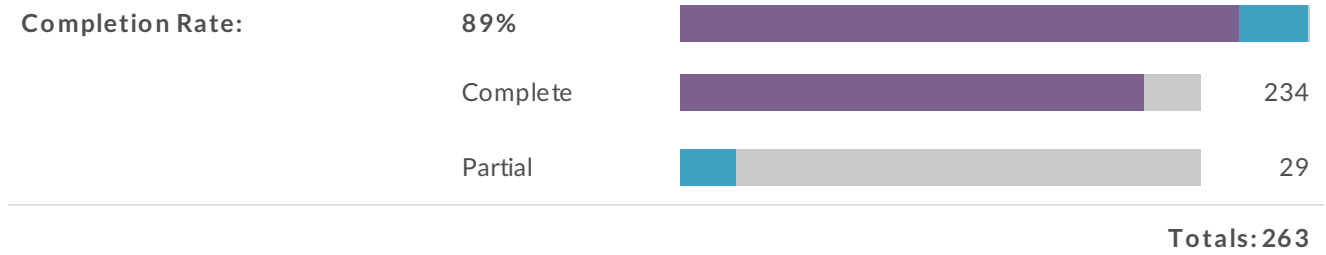
The Village of Yorkville requested community participation through this survey to help inform the I-94 Corridor Master Plan and 2050 Comprehensive Plan community building efforts. A letter encouraging participation was mailed to Village property owners. The survey was advertised at the March 14, 2019 Public Information Meeting. And the Village included an article about the planning process and invited community participation in the survey in the April 1, 2019 Yorkville Newsletter.

In total, 234 surveys were completed. Considering the Village's estimated population of 3,036 residents in 2017, approximately 8% completed the community survey. The survey was available between March 14th and April 16th, 2019. Community members were encouraged to complete the online version of the survey, however paper copies were available at Yorkville Village Hall and were mailed to those who requested a hard copy.

Survey results indicate that the majority of respondents would like the Village of Yorkville, over the next 30-years, to promote maintaining a friendly, small, safe community atmosphere; a good school system; promote public health, an active community and youth activities; support existing businesses; maintain and improve local roads; and protect natural areas, agricultural lands and groundwater.

Report for Yorkville Community Survey

Response Counts



1. Please rate the quality of the following in Yorkville:

	5 = Excellent	4 = Very Good	3 = Good	2 = Fair	1 = Poor	Unsure	Responses
Friendly Community Count Row %	90 35.2%	105 41.0%	42 16.4%	10 3.9%	3 1.2%	6 2.3%	256
Small Community Atmosphere Count Row %	134 52.3%	79 30.9%	33 12.9%	6 2.3%	0 0.0%	4 1.6%	256
Schools Count Row %	107 42.0%	90 35.3%	21 8.2%	12 4.7%	0 0.0%	25 9.8%	255
Village Government Count Row %	52 20.6%	91 36.0%	61 24.1%	25 9.9%	10 4.0%	14 5.5%	253
Safe Community / Feeling of Security Count Row %	99 39.0%	109 42.9%	37 14.6%	6 2.4%	1 0.4%	2 0.8%	254
Activities for Youth Count Row %	32 12.6%	64 25.2%	65 25.6%	31 12.2%	7 2.8%	55 21.7%	254
Child Care Facilities Count Row %	10 4.0%	22 8.7%	43 17.1%	21 8.3%	15 6.0%	141 56.0%	252
Community Events Count Row %	11 4.3%	59 23.3%	79 31.2%	44 17.4%	18 7.1%	42 16.6%	253
Internet Service Count Row %	15 5.9%	31 12.2%	42 16.5%	64 25.2%	87 34.3%	15 5.9%	254
Medical Facilities Count Row %	27 10.8%	35 14.1%	64 25.7%	42 16.9%	43 17.3%	38 15.3%	249
Housing Options - Owner Occupied Count Row %	42 16.7%	91 36.1%	70 27.8%	22 8.7%	7 2.8%	20 7.9%	252

	5 = Excellent	4 = Very Good	3 = Good	2 = Fair	1 = Poor	Unsure	Responses
Housing Options - Renter Occupied Count Row %	11 4.4%	23 9.1%	47 18.7%	35 13.9%	15 6.0%	121 48.0%	252
Senior Housing Options Count Row %	7 2.8%	11 4.4%	38 15.2%	30 12.0%	43 17.2%	121 48.4%	250
Opportunities for Quality Jobs Count Row %	16 6.4%	48 19.2%	72 28.8%	35 14.0%	28 11.2%	51 20.4%	250
Farming Opportunities Count Row %	71 28.1%	72 28.5%	50 19.8%	19 7.5%	4 1.6%	37 14.6%	253
Parks & Open Space Count Row %	33 13.1%	66 26.3%	81 32.3%	45 17.9%	15 6.0%	11 4.4%	251
Ground Water Quality Count Row %	46 18.3%	78 31.1%	63 25.1%	34 13.5%	9 3.6%	21 8.4%	251
Air Quality Count Row %	76 30.0%	95 37.5%	60 23.7%	11 4.3%	4 1.6%	7 2.8%	253
Overall Quality of Life in Yorkville Count Row %	82 32.5%	122 48.4%	40 15.9%	5 2.0%	0 0.0%	3 1.2%	252
Bathrooms in parks Count Row %	0 0.0%	0 0.0%	0 0.0%	0 0.0%	1 100.0%	0 0.0%	1
Development Count Row %	0 0.0%	0 0.0%	1 100.0%	0 0.0%	0 0.0%	0 0.0%	1
Development opportunities Count Row %	0 0.0%	0 0.0%	0 0.0%	0 0.0%	1 100.0%	0 0.0%	1

	5 = Excellent	4 = Very Good	3 = Good	2 = Fair	1 = Poor	Unsure	Responses
Development opportunities are limited	0	0	0	1	0	0	1
Count	0.0%	0.0%	0.0%	100.0%	0.0%	0.0%	
Row %							
Emergency Medical Response Time	0	0	0	0	1	0	1
Count	0.0%	0.0%	0.0%	0.0%	100.0%	0.0%	
Row %							
Farmer's Market	0	0	0	0	1	0	1
Count	0.0%	0.0%	0.0%	0.0%	100.0%	0.0%	
Row %							
Highway noise	0	0	0	0	1	0	1
Count	0.0%	0.0%	0.0%	0.0%	100.0%	0.0%	
Row %							
If no development were to go West	1	0	0	0	0	0	1
Count	100.0%	0.0%	0.0%	0.0%	0.0%	0.0%	
Row %							
Obtainable Facilities close	1	0	0	0	0	0	1
Count	100.0%	0.0%	0.0%	0.0%	0.0%	0.0%	
Row %							
Quiet rural atmosphere - large household lot sizes.	0	1	0	0	0	0	1
Count	0.0%	100.0%	0.0%	0.0%	0.0%	0.0%	
Row %							
Roads	0	0	0	0	2	0	2
Count	0.0%	0.0%	0.0%	0.0%	100.0%	0.0%	
Row %							
Rural Atmosphere	1	0	0	0	0	0	1
Count	100.0%	0.0%	0.0%	0.0%	0.0%	0.0%	
Row %							
Sports Programs for kids	0	0	0	0	1	0	1
Count	0.0%	0.0%	0.0%	0.0%	100.0%	0.0%	
Row %							
Taxes	0	0	0	0	1	0	1
Count	0.0%	0.0%	0.0%	0.0%	100.0%	0.0%	
Row %							
Too much noise	0	0	0	0	0	1	1
Count	0.0%	0.0%	0.0%	0.0%	0.0%	100.0%	
Row %							

	5 = Excellent	4 = Very Good	3 = Good	2 = Fair	1 = Poor	Unsure	Responses
<hr/>							
atv/utv trails							
Count	0	0	0	0	1	0	1
Row %	0.0%	0.0%	0.0%	0.0%	100.0%	0.0%	
sense of community							
Count	0	0	0	0	1	0	1
Row %	0.0%	0.0%	0.0%	0.0%	100.0%	0.0%	
Totals							
Total Responses							256

2. How important is it for the Village of Yorkville to promote the following in the next 30 years?

	5 = Extremely Important	4 = Very Important	3 = Somewhat Important	2 = Not Very Important	1 = Not Very Important	Unsure	Responses
Maintaining a Friendly Community Count Row %	133 54.1%	94 38.2%	17 6.9%	1 0.4%	1 0.4%	0 0.0%	246
Maintaining a Small Community Atmosphere Count Row %	136 55.3%	70 28.5%	25 10.2%	9 3.7%	5 2.0%	1 0.4%	246
Maintaining a Good School System Count Row %	160 65.0%	72 29.3%	8 3.3%	1 0.4%	4 1.6%	1 0.4%	246
Maintaining a Safe Community / Security Count Row %	181 73.6%	62 25.2%	3 1.2%	0 0.0%	0 0.0%	0 0.0%	246
Promoting Public Health & an Active Community Count Row %	78 31.8%	92 37.6%	63 25.7%	8 3.3%	4 1.6%	0 0.0%	245
Promoting Youth Activities Count Row %	58 23.7%	116 47.3%	61 24.9%	5 2.0%	3 1.2%	2 0.8%	245
Improving Sidewalk Network Count Row %	10 4.1%	21 8.6%	51 20.8%	62 25.3%	85 34.7%	16 6.5%	245

	5 = Extremely Important	4 = Very Important	3 = Somewhat Important	2 = Not Very Important	1 = Not Very Important	Unsure	Responses
Improving Trail Network Count Row %	38 15.6%	46 18.9%	78 32.0%	37 15.2%	36 14.8%	9 3.7%	244
Diversifying the Local Economy Count Row %	31 12.7%	58 23.8%	87 35.7%	31 12.7%	29 11.9%	8 3.3%	244
Encouraging New Businesses Count Row %	58 23.6%	65 26.4%	77 31.3%	19 7.7%	27 11.0%	0 0.0%	246
Supporting Existing Businesses Count Row %	90 36.7%	113 46.1%	37 15.1%	4 1.6%	1 0.4%	0 0.0%	245
Encouraging New Employment Opportunities Count Row %	60 24.8%	74 30.6%	67 27.7%	17 7.0%	24 9.9%	0 0.0%	242
Expanding Shopping Options Count Row %	30 12.3%	38 15.6%	69 28.3%	56 23.0%	50 20.5%	1 0.4%	244
Senior Citizen Services Count Row %	27 11.1%	84 34.6%	88 36.2%	13 5.3%	15 6.2%	16 6.6%	243
Enforcing Municipal Codes Count Row %	62 25.5%	86 35.4%	63 25.9%	14 5.8%	8 3.3%	10 4.1%	243

	5 = Extremely Important	4 = Very Important	3 = Somewhat Important	2 = Not Very Important	1 = Not Very Important	Unsure	Responses
Enforcing Development Standards Count Row %	84 34.7%	90 37.2%	45 18.6%	8 3.3%	6 2.5%	9 3.7%	242
Maintaining and Improving Local Roads Count Row %	96 39.5%	112 46.1%	30 12.3%	3 1.2%	1 0.4%	1 0.4%	243
Diversity of Housing Options Count Row %	17 7.0%	53 21.8%	67 27.6%	48 19.8%	52 21.4%	6 2.5%	243
Affordable Housing / Homes for Entry Level Workers Count Row %	9 3.7%	36 14.9%	74 30.6%	46 19.0%	77 31.8%	0 0.0%	242
Encouraging Sustainable Development Count Row %	41 16.9%	89 36.6%	56 23.0%	24 9.9%	29 11.9%	4 1.6%	243
Encouraging Conservancy Districts Count Row %	47 19.3%	77 31.7%	74 30.5%	20 8.2%	13 5.3%	12 4.9%	243
Protecting Natural Areas Count Row %	117 47.8%	79 32.2%	34 13.9%	6 2.4%	9 3.7%	0 0.0%	245
Protecting Agricultural Lands / Farming Areas Count Row %	131 53.5%	67 27.3%	33 13.5%	9 3.7%	5 2.0%	0 0.0%	245

	5 = Extremely Important	4 = Very Important	3 = Somewhat Important	2 = Not Very Important	1 = Not Very Important	Unsure	Responses
Protecting Groundwater Count Row %	173 71.2%	55 22.6%	12 4.9%	2 0.8%	1 0.4%	0 0.0%	243
Business development opportunities Count Row %	0 0.0%	1 100.0%	0 0.0%	0 0.0%	0 0.0%	0 0.0%	1
Community events Count Row %	0 0.0%	1 100.0%	0 0.0%	0 0.0%	0 0.0%	0 0.0%	1
Completing the Rails2Trails program Count Row %	0 0.0%	1 100.0%	0 0.0%	0 0.0%	0 0.0%	0 0.0%	1
Development Count Row %	0 0.0%	1 100.0%	0 0.0%	0 0.0%	0 0.0%	0 0.0%	1
Do not allow new subdivisions to enter the community. New household lots should not be smaller than 6 acres to preserve rural atmosphere. No medium density lots and especially no low income housing or condos. Count Row %	1 100.0%	0 0.0%	0 0.0%	0 0.0%	0 0.0%	0 0.0%	1

	5 = Extremely Important	4 = Very Important	3 = Somewhat Important	2 = Not Very Important	1 = Not Very Important	Unsure	Responses
Grocery and drugstore options Count Row %	1 100.0%	0 0.0%	0 0.0%	0 0.0%	0 0.0%	0 0.0%	1
Improving flooding Count Row %	1 100.0%	0 0.0%	0 0.0%	0 0.0%	0 0.0%	0 0.0%	1
KEEP GROWTH/NEW BUSINESS NEAR I-94 Count Row %	1 100.0%	0 0.0%	0 0.0%	0 0.0%	0 0.0%	0 0.0%	1
Keep Area Rural Count Row %	2 100.0%	0 0.0%	0 0.0%	0 0.0%	0 0.0%	0 0.0%	2
Keeping Yorkvil Rural Count Row %	1 100.0%	0 0.0%	0 0.0%	0 0.0%	0 0.0%	0 0.0%	1
Keeping taxes low. Count Row %	1 100.0%	0 0.0%	0 0.0%	0 0.0%	0 0.0%	0 0.0%	1
Maintain 3 acres minimum Count Row %	1 100.0%	0 0.0%	0 0.0%	0 0.0%	0 0.0%	0 0.0%	1
Maintain better communications between town board and Yorkville (all) citizens Count Row %	1 100.0%	0 0.0%	0 0.0%	0 0.0%	0 0.0%	0 0.0%	1

	5 = Extremely Important	4 = Very Important	3 = Somewhat Important	2 = Not Very Important	1 = Not Very Important	Unsure	Responses
Maintaining large lot sizes Count Row %	1 100.0%	0 0.0%	0 0.0%	0 0.0%	0 0.0%	0 0.0%	1
Managing Growth effectively Count Row %	1 100.0%	0 0.0%	0 0.0%	0 0.0%	0 0.0%	0 0.0%	1
No more subdivisions Count Row %	1 100.0%	0 0.0%	0 0.0%	0 0.0%	0 0.0%	0 0.0%	1
Protecting Existing Housing Count Row %	1 100.0%	0 0.0%	0 0.0%	0 0.0%	0 0.0%	0 0.0%	1
Relations with Union Grove Count Row %	1 100.0%	0 0.0%	0 0.0%	0 0.0%	0 0.0%	0 0.0%	1
The village is going to grow along I-94, village should get on the bandwagon to seize some of these opportunities for gaining tax base. Count Row %	1 100.0%	0 0.0%	0 0.0%	0 0.0%	0 0.0%	0 0.0%	1
promoting bike/hiking trail Count Row %	1 100.0%	0 0.0%	0 0.0%	0 0.0%	0 0.0%	0 0.0%	1
protect existing housing Count Row %	1 100.0%	0 0.0%	0 0.0%	0 0.0%	0 0.0%	0 0.0%	1

5 =
Extremely
Important

4 = Very
Important

3 =
Somewhat
Important

2 = Not
Very
Important

1 = Not
Very
Important

Unsure

Responses

Totals						
Total Responses						246

3. What type of development should Yorkville encourage in the next 30 years?

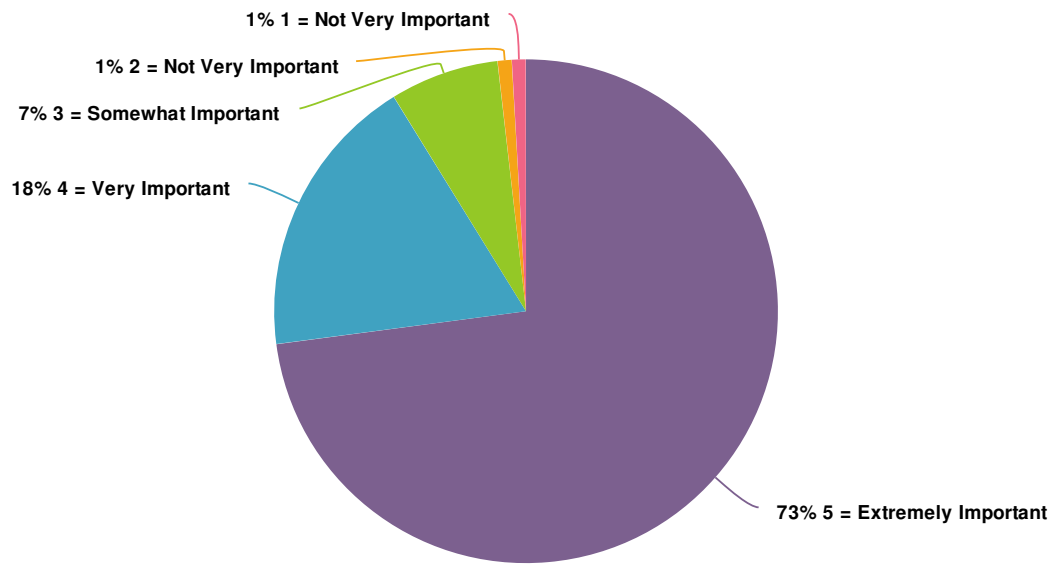
	Need More Of	Keep at Existing Level	Need Fewer Of	Unsure	Responses
Offices / Business Parks Count Row %	76 31.8%	132 55.2%	28 11.7%	3 1.3%	239
Retail / Shopping Count Row %	82 33.9%	122 50.4%	36 14.9%	2 0.8%	242
Neighborhood Services / Businesses Count Row %	87 36.4%	137 57.3%	12 5.0%	3 1.3%	239
Restaurants Count Row %	105 43.4%	120 49.6%	13 5.4%	4 1.7%	242
Entertainment / Attractions Count Row %	73 30.3%	135 56.0%	27 11.2%	6 2.5%	241
Hotels / Motels Count Row %	47 19.4%	128 52.9%	59 24.4%	8 3.3%	242
Industry / Manufacturing Count Row %	89 36.8%	107 44.2%	39 16.1%	7 2.9%	242
Single Family Homes Count Row %	118 49.0%	108 44.8%	10 4.1%	5 2.1%	241
Two Family Homes / Duplexes / Twin Homes (Owner or Renter Occupied) Count Row %	37 15.4%	89 36.9%	104 43.2%	11 4.6%	241
Triplexes Count Row %	16 6.6%	68 28.2%	139 57.7%	18 7.5%	241
Multi-Family Apartments (4+ units) Count Row %	27 11.2%	57 23.6%	147 60.7%	11 4.5%	242
Manufactured Homes / Mobile Home Parks Count Row %	5 2.1%	78 32.4%	149 61.8%	9 3.7%	241

	Need More Of	Keep at Existing Level	Need Fewer Of	Unsure	Responses
Condominiums					
Count	59	77	93	12	241
Row %	24.5%	32.0%	38.6%	5.0%	
Owner Occupied Options					
Count	105	96	21	19	241
Row %	43.6%	39.8%	8.7%	7.9%	
Rental Housing Options					
Count	34	100	91	15	240
Row %	14.2%	41.7%	37.9%	6.3%	
Senior Housing Options					
Count	93	107	17	24	241
Row %	38.6%	44.4%	7.1%	10.0%	
Clusters of Homes Separated by Open Space					
Count	88	98	43	11	240
Row %	36.7%	40.8%	17.9%	4.6%	
Larger Residential Lots					
Count	90	127	20	4	241
Row %	37.3%	52.7%	8.3%	1.7%	
Traditional Lot-Block Housing					
Count	32	84	105	21	242
Row %	13.2%	34.7%	43.4%	8.7%	
Sidewalks in Residential Neighborhoods					
Count	41	91	96	12	240
Row %	17.1%	37.9%	40.0%	5.0%	
ATV/UTV Trails					
Count	2	0	0	0	2
Row %	100.0%	0.0%	0.0%	0.0%	
Excercise pool facility					
Count	1	0	0	0	1
Row %	100.0%	0.0%	0.0%	0.0%	
Grandview buisness park					
Count	1	0	0	0	1
Row %	100.0%	0.0%	0.0%	0.0%	
Grocery and drugstore options					
Count	1	0	0	0	1
Row %	100.0%	0.0%	0.0%	0.0%	

	Need More Of	Keep at Existing Level	Need Fewer Of	Unsure	Responses
KEEP OFFICE/BUS. PARKS/INDUSTRY/MANU. near I94 Count Row %	1 100.0%	0 0.0%	0 0.0%	0 0.0%	1
Keep 3 minimum lot size/5 acre conservation subdivision Count Row %	0 0.0%	1 100.0%	0 0.0%	0 0.0%	1
Leave it as is Count Row %	1 100.0%	0 0.0%	0 0.0%	0 0.0%	1
Less Agriculture Count Row %	1 100.0%	0 0.0%	0 0.0%	0 0.0%	1
Less subdivisions Count Row %	0 0.0%	0 0.0%	1 100.0%	0 0.0%	1
Office buildings, warehouses, manufacturing Count Row %	1 100.0%	0 0.0%	0 0.0%	0 0.0%	1
Quality upscale homes on 3 or more acres Count Row %	1 100.0%	0 0.0%	0 0.0%	0 0.0%	1
Rails to Trails thru Yorkville Count Row %	1 100.0%	0 0.0%	0 0.0%	0 0.0%	1
Sports Facilities Multi-Plex Count Row %	1 100.0%	0 0.0%	0 0.0%	0 0.0%	1
Subdivisions Count Row %	0 0.0%	0 0.0%	1 100.0%	0 0.0%	1
Support local businesses that meet their demands both in housing and manufacturing Count Row %	1 100.0%	0 0.0%	0 0.0%	0 0.0%	1
Tax breaks. Count Row %	1 100.0%	0 0.0%	0 0.0%	0 0.0%	1

	Need More Of	Keep at Existing Level	Need Fewer Of	Unsure	Responses
farmland					
Count	1	0	0	0	1
Row %	100.0%	0.0%	0.0%	0.0%	
Totals					
Total Responses					242

4. Is it important for the Village of Yorkville to control the location of new or additional development?



Value	Percent	Responses
5 = Extremely Important	73.0%	168
4 = Very Important	18.3%	42
3 = Somewhat Important	7.0%	16
2 = Not Very Important	0.9%	2
1 = Not Very Important	0.9%	2

Totals: 230

5. How important are these factors for new development?

	5 = Extremely Important	4 = Very Important	3 = Somewhat Important	2 = Not Very Important	1 = Not Very Important	Unsure	Responses
Traffic Flow / Circulation Count Row %	126 53.4%	80 33.9%	29 12.3%	1 0.4%	0 0.0%	0 0.0%	236
Architecture / Building Design Count Row %	71 29.7%	82 34.3%	72 30.1%	12 5.0%	0 0.0%	2 0.8%	239
Parking Availability Count Row %	58 24.4%	89 37.4%	77 32.4%	9 3.8%	2 0.8%	3 1.3%	238
Walking / Bike Access Count Row %	48 20.0%	51 21.3%	87 36.3%	35 14.6%	17 7.1%	2 0.8%	240
Site Landscaping Count Row %	63 26.3%	76 31.7%	90 37.5%	8 3.3%	2 0.8%	1 0.4%	240
Signage Count Row %	45 19.0%	65 27.4%	92 38.8%	22 9.3%	8 3.4%	5 2.1%	237
ATV/UTV trails Count Row %	1 100.0%	0 0.0%	0 0.0%	0 0.0%	0 0.0%	0 0.0%	1
Berms are not landscaping Count Row %	0 0.0%	1 100.0%	0 0.0%	0 0.0%	0 0.0%	0 0.0%	1
Controlled growth Count Row %	1 100.0%	0 0.0%	0 0.0%	0 0.0%	0 0.0%	0 0.0%	1

	5 = Extremely Important	4 = Very Important	3 = Somewhat Important	2 = Not Very Important	1 = Not Very Important	Unsure	Responses
Controlled upscale growth. Count Row %	1 100.0%	0 0.0%	0 0.0%	0 0.0%	0 0.0%	0 0.0%	1
Do not force sewer hook up for existing homes with large amounts of frontage -- as land owners on corners with frontage on 2 roads and only one home allowed on that corner Count Row %	1 100.0%	0 0.0%	0 0.0%	0 0.0%	0 0.0%	0 0.0%	1
How important is stabilization Count Row %	1 100.0%	0 0.0%	0 0.0%	0 0.0%	0 0.0%	0 0.0%	1
Keep new development along I94 Count Row %	1 100.0%	0 0.0%	0 0.0%	0 0.0%	0 0.0%	0 0.0%	1
Leave yorkville as is Count Row %	1 100.0%	0 0.0%	0 0.0%	0 0.0%	0 0.0%	0 0.0%	1
No berms. They are a misplaced pile of dirt. Count Row %	1 100.0%	0 0.0%	0 0.0%	0 0.0%	0 0.0%	0 0.0%	1

	5 = Extremely Important	4 = Very Important	3 = Somewhat Important	2 = Not Very Important	1 = Not Very Important	Unsure	Responses
Proximity to similar types of development Count Row %	1 100.0%	0 0.0%	0 0.0%	0 0.0%	0 0.0%	0 0.0%	1
Stormwater Management Count Row %	1 100.0%	0 0.0%	0 0.0%	0 0.0%	0 0.0%	0 0.0%	1
Tax Benefits Count Row %	1 100.0%	0 0.0%	0 0.0%	0 0.0%	0 0.0%	0 0.0%	1
To accommodate new business in our area Count Row %	0 0.0%	1 100.0%	0 0.0%	0 0.0%	0 0.0%	0 0.0%	1
dont want new development Count Row %	1 100.0%	0 0.0%	0 0.0%	0 0.0%	0 0.0%	0 0.0%	1
waste containment Count Row %	0 0.0%	1 100.0%	0 0.0%	0 0.0%	0 0.0%	0 0.0%	1
water & waste Count Row %	0 0.0%	1 100.0%	0 0.0%	0 0.0%	0 0.0%	0 0.0%	1
Totals Total Responses							240

6. Where would you like to see the following types of development in the Village of Yorkville? (select all that apply)

	Within Grand View Business Park	North of Grand View Business Park	South of Grand View Business Park	West of Grand View Business Park	Other places outside of the I-94 Corridor	Do Not Encourage in the Village	Total Checks
Commercial Development Checks Row Check %	165 37.8%	71 16.3%	94 21.6%	44 10.1%	29 6.7%	33 7.6%	436
Offices Checks Row Check %	154 37.7%	62 15.2%	81 19.9%	42 10.3%	38 9.3%	31 7.6%	408
Retail Development Checks Row Check %	66 18.5%	59 16.6%	61 17.1%	40 11.2%	58 16.3%	72 20.2%	356
Restaurants Checks Row Check %	65 17.2%	66 17.5%	68 18.0%	51 13.5%	82 21.8%	45 11.9%	377
Grocery Stores Checks Row Check %	25 8.1%	41 13.3%	40 12.9%	46 14.9%	81 26.2%	76 24.6%	309
Car Dealerships / Vehicle Services Checks Row Check %	32 11.0%	34 11.7%	37 12.8%	22 7.6%	41 14.1%	124 42.8%	290
Manufacturing / Industrial Checks Row Check %	144 35.9%	62 15.5%	82 20.4%	38 9.5%	22 5.5%	53 13.2%	401
Drug store Checks Row Check %	0 0.0%	1 100.0%	0 0.0%	0 0.0%	0 0.0%	0 0.0%	1
Northwoods League Baseball Team/Stadium Checks Row Check %	0 0.0%	1 100.0%	0 0.0%	0 0.0%	0 0.0%	0 0.0%	1

	Within Grand View Business Park	North of Grand View Business Park	South of Grand View Business Park	West of Grand View Business Park	Other places outside of the I-94 Corridor	Do Not Encourage in the Village	Total Checks
Pharmacy Checks Row Check %	0 0.0%	1 100.0%	0 0.0%	0 0.0%	0 0.0%	0 0.0%	1
Senior Housing Projects Checks Row Check %	0 0.0%	1 50.0%	0 0.0%	1 50.0%	0 0.0%	0 0.0%	2
Walgreens Checks Row Check %	0 0.0%	1 50.0%	0 0.0%	1 50.0%	0 0.0%	0 0.0%	2
Bike & Horse Trails Checks Row Check %	0 0.0%	0 0.0%	1 33.3%	1 33.3%	1 33.3%	0 0.0%	3
Redevelop Airport Checks Row Check %	0 0.0%	0 0.0%	1 100.0%	0 0.0%	0 0.0%	0 0.0%	1
Entertainment / Sports complex Checks Row Check %	0 0.0%	0 0.0%	0 0.0%	1 50.0%	1 50.0%	0 0.0%	2
Parks & Recreation Checks Row Check %	0 0.0%	0 0.0%	0 0.0%	1 50.0%	1 50.0%	0 0.0%	2
Pharmacy and Drug Stores Checks Row Check %	0 0.0%	0 0.0%	0 0.0%	1 100.0%	0 0.0%	0 0.0%	1
Within Proximity of similar types of businesses Checks Row Check %	0 0.0%	0 0.0%	0 0.0%	1 50.0%	1 50.0%	0 0.0%	2

	Within Grand View Business Park	North of Grand View Business Park	South of Grand View Business Park	West of Grand View Business Park	Other places outside of the I-94 Corridor	Do Not Encourage in the Village	Total Checks
banks							
Checks	0	0	0	1	1	0	2
Row Check %	0.0%	0.0%	0.0%	50.0%	50.0%	0.0%	
bar/tavern							
Checks	0	0	0	1	1	0	2
Row Check %	0.0%	0.0%	0.0%	50.0%	50.0%	0.0%	
could use a gas station at Colony Av/STH 20 round about							
Checks	0	0	0	1	1	0	2
Row Check %	0.0%	0.0%	0.0%	50.0%	50.0%	0.0%	
The Hwy 20 corridor would be good for retail, grocery, drug store, and restaurants							
Checks	0	0	0	0	1	0	1
Row Check %	0.0%	0.0%	0.0%	0.0%	100.0%	0.0%	
Vehicle Services (someone starting a repair business)							
Checks	0	0	0	0	1	0	1
Row Check %	0.0%	0.0%	0.0%	0.0%	100.0%	0.0%	
atv/utv trails							
Checks	0	0	0	0	1	0	1
Row Check %	0.0%	0.0%	0.0%	0.0%	100.0%	0.0%	
health clinics							
Checks	0	0	0	0	1	0	1
Row Check %	0.0%	0.0%	0.0%	0.0%	100.0%	0.0%	
CAFOs							
Checks	0	0	0	0	0	1	1
Row Check %	0.0%	0.0%	0.0%	0.0%	0.0%	100.0%	
Car Dealerships							
Checks	0	0	0	0	0	1	1
Row Check %	0.0%	0.0%	0.0%	0.0%	0.0%	100.0%	

	Within Grand View Business Park	North of Grand View Business Park	South of Grand View Business Park	West of Grand View Business Park	Other places outside of the I-94 Corridor	Do Not Encourage in the Village	Total Checks
Fast food restaurants Checks Row Check %	0 0.0%	0 0.0%	0 0.0%	0 0.0%	0 0.0%	1 100.0%	1
Sludge Dump Ag Checks Row Check %	0 0.0%	0 0.0%	0 0.0%	0 0.0%	0 0.0%	1 100.0%	1
Total Checks							
Checks	651	400	465	293	362	438	2609
% of Total Checks	25.0%	15.3%	17.8%	11.2%	13.9%	16.8%	100.0%

ResponseID Response

34	planned subdivisions rather than homes just along roads
35	We need an indoor ice rink to support more kids playing hockey!
38	I would like it to remain the same
39	Not sure, moved to the area about 8 months ago
40	Sewer and water. because of chemicals and ferziler from farmers, golf course, and industial parks our water is terrible in the hwy 20, C, and A area. Older homes will be needing to update septic systems so having access to sewer would greatly help.
41	I would love for there to be a grocery store and pharmacy and more retail and restaurant development of the Highway 20 corridor
42	We moved here for the small rural feel, to get away from close houses and businesses. We live on Braun Road which is now slated as "urban reserve". This means moving and if we move then we move out of Yorkville. So I would change the need of the Village to want to "build upon" Foxconn as far as wanting more business. I want to live in a peaceful quiet community.
48	No more housing developments
49	We would add a village square with a few shops.
52	The focus is only in the school district. Focus more on the expansion of home development and more on business development . Good schools and the tax base will come with a solid home ownership and a good business community . Be aggressive with development
53	More local business such as grocery store and convenience stores. More restaurants
56	Encourage people to have an open mind about the development of the I94 corridor. Nothing more than a 1/2 mile west from I94. I would propose a one time tax or payment to town to develop this area for the better of our future. Invest now in the future of yorkville to insure low taxes for years to come.
57	I feel the traffic in front of Yorkville Elementary School should be diverted. The large number of trucks pose a safety hazard to the students, the parents transporting them and the residents who live in this area.
59	Better roads and keep large trucks off side roads.
61	Ban the light pollution noticeable throughout the community. Some residents have bright "street lights" on their property which take away from the rural feel of the community
62	bike/hiking trails. Already have the abandoned RR tracks. Just need to finish it. More recreational areas
64	Highway noise is extremely loud at times. It would be nice to have a sound wall to minimize the traffic noise. Since the highway is expanding, there will even be more traffic on the roads-- the noise can really affect the enjoyment of living near the freeway in Yorkville. It's nice access, but the freeway noise should be controlled.

ResponseID Response

66	Increased recreation. Would like to see Bike/hike trail pushed through. I hear there is funding but need railroad or land owners to agree. It would be something for all ages.
68	Grocery Option nearer UG other than just PW.
70	No changes needed
72	Exceecise/community pool facility
75	code stating you need 3 acres and 300 feet of road to build a house is excessive. 2 acres and 200 feet still keeps the rural feel but allows for more building locations
76	Better local roads
77	Senior living options
79	taxes. We pay a lot of taxes for VERY few services.
81	Slower speeds on some outlying streets. More 45 mph
86	Improve the roads.
89	Get rid of McDonalds.
90	More development in the I94 corridor. This should allow taxes to go up at a more moderate rate, unlike this year.
91	Large truck and construction equipment traffic. Its loud and ever present lately
92	Remove the fear from outside developers purchasing our neighbors farmland and putting pressure on the town board to develop subdivisions for their own personal profit. This destroys the rural atmosphere and causes a domino effect. I do not want to live here if my neighbors quiet farmland turns into a subdivision. We do not need to be pressured to prvide housing for potential Foxconn employees.
95	Lived in Yorkville my entire life. I cannot think of anything I would change other than to be able to have the Village have enough money to make our all our Village Roads maintained in very good condition!
96	Controlling growth in a way that ensures that the School is able to sustain or grow to support our community which also includes some additional options for housing that is affordable to families with school age children.
97	We need a couple neighborhoods that allow families to purchase affordable homes, raise kids and sell to their home to younger families in the future. Our home prices are too extreme high/low with nothing in the mid \$300's for families looking to send their kids to Yorkville school.
99	Improve roads and infrastructure.

ResponseID Response

103	Think there is a happy medium of CONTROLLED growth and small town community. We need businesses for our tax base but keep that in the business park or DIRECTLY off the interstate. 1.5 miles is too far in
104	NA
105	I would like to see an overhead enclosed bridge by Yorkville School that crosses over Highway 20.
106	Block off the noise from the interstate
108	Keep the farm land.
109	Bike trail on old railway line in the Village north of Hwy 11.
110	Rural road quality
112	Build a business partnership with as high speed internet provider that provides service to all VOY residents.
116	There would no further threats to our semi-rural way of living.
118	The desire by village government to change the quiet country way of life that we wanted when we moved here.
123	keep the small town feel !!
127	More options for retail stores, Less light pollution from dealerships C & 45, enforcement of conditional use after construction.
129	bike trails/walking paths not on road
130	Bring development and services to the corners off of I-94 And HWY 11! We need more options for retail, gas stations, restaurants and commercial access just off the highway especially on Durand/ S. Sylvania Ave. and I-94. Would like to see a boom in economy and job growth.
132	Better roads and honest politicians.
134	NOTHING! I moved to Yorkville because this is the lifestyle I wanted for my family. We have easy enough access to everything our community needs. I think if there would be any change it would be better internet service.
136	Access to city sewer on my road
137	Nothing 😊
140	More protected farm and wetlands
141	like it the way it is
145	Water and sewer available along west frontage.

ResponseID Response

146	The village board!
147	allow development.
148	It is important to have measured development approach that will retain the rural / farming culture of our area, yet embrace new and creative development trends. Differentiating Yorkville from surrounding communities will enhance our ability to attract the type of development that is stable for long term revenue as well as pleasing for residence.
149	The board has members who don't have time to do the job properly. You cannot have a day job, farm, have a young family and be on the board and do a good job at all of them.
151	A more technological outlook such as one would find in Silicon Valley.
152	Finish the bike trail
153	Leave it as is. That is why we are here.
154	Improve roads.
155	Have a village board that protects and honors the wishes of their constituents and not that of potential developers that will only destroy one of the few remaining rural environments.
156	The storm water utility would take on multi parcel major tile issues with engineering and shared assessments to fix drainage issues.
158	nothing
160	lower taxes
161	No additional development.
163	Get rid of the skydive plan
164	More sports for kids.
166	Road condition
168	nothing
170	We are new to the area and may not have done all of our research but it would be really great to have some opportunities for the kids such as dance or taekwondo that could be taken through the school system or a community center so we didn't necessarily have to go into Racine or outside of the community to find these opportunities. Also a Walgreens or CVS that is open late right in town would be awesome for parents.
171	It is sweet to ask children to observe how government works, but they don't have experience or investment to make decisions. They make supercharged emotional arguments parroting social media, teachers and their parents (who already have their say).
172	improve roads

ResponseID Response

175	Better roads.
176	lower residential property taxes (by having more commercial)
178	The proposed (and what happened to it?) bike trail following the old rr tracks should be completed, connecting Union Grove to the area east of I94. If possible, how about a connecting bicycle path towards Hwy. 20, from the Hwy. 11 area. Also, we could use more bar/tavern/restaurants.
180	Better internet and TV access
183	Keeping business close to I-94 and working to keep the small town feel
184	People in Yorkville should not be able to dictate to the town what other land owners can or cannot do with their generation after generation owned farmland who may want to promote progress in ways other than farming. By promoting future progress it may insure a better lifestyle for future generations to come, which is the American way, people helping people. To close our village to progress that surrounds us shows other communities that we simply do not care about them or their needs. A bad example!
185	I would like to see the village board take strong consideration to development that would support the needs of the surrounding area as Foxconn develops its employee base and the need for housing and supporting businesses. Yorkville cannot stay locked in the past but should change as the future dictates. It is a shame to see small landowners (3 acres or less) try and prevent larger landowners from selling their property to insure a future for their families that farming may be unable to provide. These small landowners have no right to tell farmers what they can and cannot do with their land just because they like living next to a cornfield.
186	That the village government would listen to the people most affected by the decisions being made in the village.
187	STOP DEVELOPING. Keep what farm land, farm owners and farms in general IN TACT. Retail, restaurants, big business, and huge changes will push any and all farming out of this area. Try to keep the farmer in mind.
191	It works for me as is.
194	Less subdivisions
198	Redevelop (master plan) the entire +/- 50 acres west of I-94 between Washington Ave and Spring St. Encourage the park and ride to be relocated as well as the RV Park and Red Dot Storage. Build a new office building in coordination with the county to house the county services currently on that site and a small office for the village of Yorkville. Master plan the rest to be mixed use similar to Drexel Town Square. Dedicate zones nearby to be higher density housing, office, etc. Make this Main Street Yorkville. This is the village's best asset and will allow development, increased tax base/revenue, higher density housing opportunities and jobs, but will also keep the development where it belongs (close to I-94) which is clearly important to most residents who attended the community session last month.

ResponseID Response

199	One small change that I would like to see is the widening of HWY20 in front of Yorkville School to include turning lanes, so traffic doesn't get so backed up. I don't know why that wasn't done when they road was redone years ago, but it wasn't and it needs to be. I've heard talk about, in the future, wanting to make HWY20 a 4-lane highway and that is NOT something I support. The only time I see a problem with traffic flow on 20 is during school drop off and pick up during the school year (and possibly when there are sports games/tourneys on the weekends). I support growth of the Village of Yorkville within the I94 Corridor (less than a mile west of the interstate). I understand there needs to be business growth in order for our community to be strong. I DO NOT support change that alters the small-town feel of our community.
205	better roads
206	Better access to internet and utilities
208	That they really listen to what community members want.
209	Extend water and sewer west along highway 20
210	More responsive Village Board
211	Only one? My daughter couldn't find affordable entry level housing when she wanted to move out. She ended up in Racine.
212	The complete village board and planning commission. We need Term Limits for all board and planning commission members!
213	Honestly can't think of anything at this time. I love it here.
214	More grocery stores and restaursant options.
216	Holding developers accountable for what they sign up for in a Subdivision. This has been a major struggle for homeowners when items are documented but not held accountable and then it becomes the responsibility of the homeowners.
217	No more school referendums! Stay within your budget!
218	Lowng taxes
221	Slow down the growth. This is a quiet farm community and it is being ruined by business, office growth and residential housing.
222	More expansive Sewer.
224	More trails or walkways to use for hiking, biking or other out door recreation. We have such a beautiful landscapes (and could use a few parks). It remains difficult to access and enjoy the area other than from ones car. You cannot walk safely through most of the Village due to traffic with no alternative walkways.
225	Get rid of the noise created by the airport Send the skydive plane home to Ill.
227	More commercial development.

ResponseID Response

230	Have people listen. When our leaders speak!
232	Less subdivisions
233	Control school costs so no new referendums needed in the future. Better planning with the budget.
235	Add more conservation subdivisions. Encourage a grocery store to locate nearby. Bike/nature trails.
236	Keep controls on housing to keep only high-end, larger homes. NO low-income, no multi-family, no apartments.
238	Improved roads and access (our neighborhood road is in terrible condition (Deer Haven)
240	Availability of internet access and cable services. A cable line was placed on our property about 5 yrs ago and and nothing has happened since. I was told Yorkville isn't interested in providing additional services. The only services available are satellite (very expensive) and RFI (which is overloaded).
241	More restaurants close by.
242	create a atv/utv/multi use trail network. term limits for village board and committee members
244	Better roads
245	Improve the two parks - add playground equipment, bathrooms and shelters Add bike and hiking trails
247	Somehow moderate / control / rethink the extremely heavy traffic on main roads like Hyw. 20 (we happen to live on it.) Not only is the volume (literally) of traffic increasing, but the truck traffic is out of control. There are times where "trains" of dump trucks pass at 65 or 70 miles an hour. This may be the one thing that would drive us out of this "rural" area.
251	I love Yorkville that's why I chose this location. You can be in the middle of everything, yet in the middle of nowhere. What would I like to see not changed? Keeping that middle of nowhere feeling.
252	We need a grocery store or two.
253	Safer Roads
257	Listen to Residents concerns about development. The only development pressure is what we put on ourselves!
258	There should be extremely tight limits on development
259	Either slow down commercial traffic on Washington road or zone it commercial
260	That it wasn't so close to the Foxconn project.

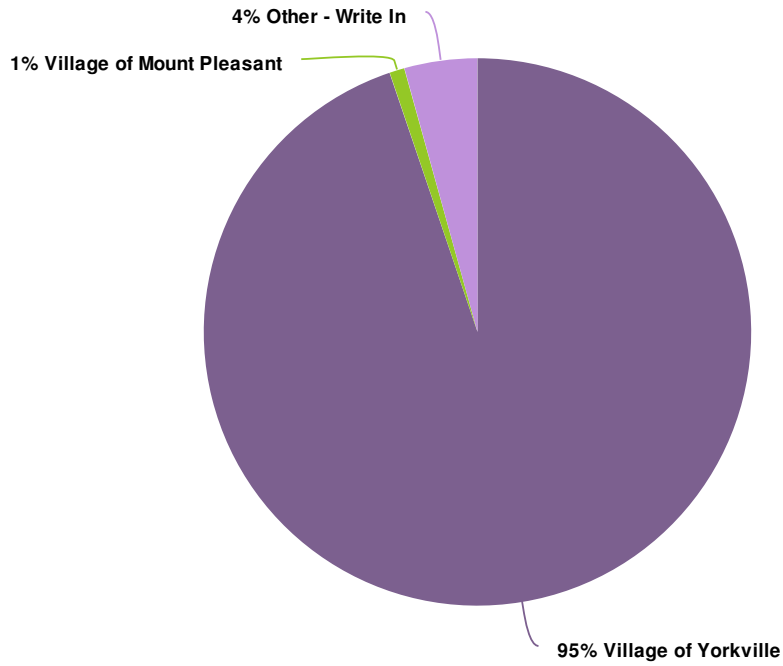
ResponseID Response

265	We need to eliminate the "town constable" and use that money towards maintaining a communication director/person for the town. I nominate Carrie Berg for this position.
266	The village has done a much better job of communicating with residents but needs to do a more better on website (meeting minutes, who's running it, etc).
267	Open involvement in the committees to people outside of the "inner circle".
270	More areas to enjoy healthy outdoors activities.
276	Encourage and accept commercial development
279	I wish Yorkville school started classes earlier.
280	Nothing.
281	I would like for us to have a village hall. I would also like to see more road maintenance done every year.
282	Improve water and water waste infrastructure
283	water drainage ewample union grove housing development or undustiul parks not concerned about water run off into farm land canals were made for farming not development nobody seems to careif our crops are destroyed
285	A central location for the village hall
288	Slow well thought out growth
289	Trails; outdoor, natural rec
290	The non-stop road construction that never gets finished. Our yard has been torn up, front and back, for a year for the round-about work. We've lived here for 4-1/2 years, and have fought road construction the entire time.
292	There is going to be developement along the west frontage road corridor, look at it as an opportunity for commercial and industrial expansion for the village.
295	We like the current rural character of Yorkville, it is the reason we moved here from a city.
296	More code restrictions in subdivisions. Don't zone subdivisions agricultural/ redsidental.
298	Village government should listen to the people who put them in office. We live here for the quiet country life, not for industry and traffic.
299	Better access to municipal water and sewer service.

ResponseID Response

302	Lower the acreage requirements for residential homes within subdivisions and outside subdivisions. The more homes allowed within a subdivision the better. It keeps homes concentrated in certain areas. People do not want to maintain 3 acres outside a subdivision for the most part they would be happy with somewhere around 2 acres. 3 acres leaves a lot of open space that just needs to be maintained.
303	Update/remodel older portion of the school. Grocery stores, Walgreens.

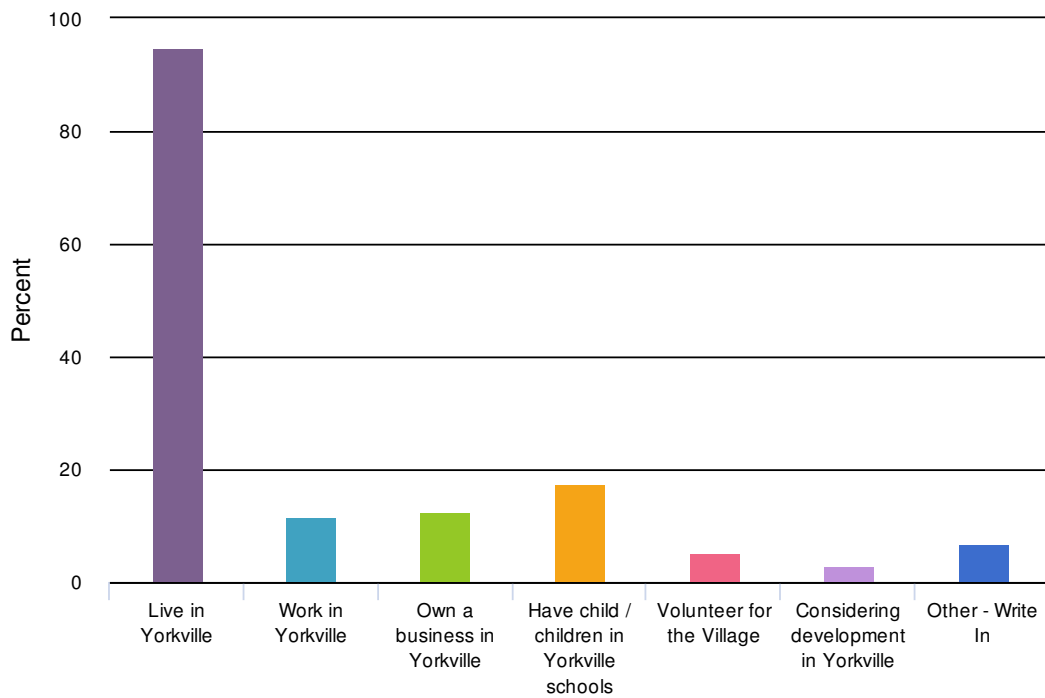
8. In what municipality do you reside?



Value	Percent	Responses
Village of Yorkville	94.8%	219
Village of Mount Pleasant	0.9%	2
Other - Write In	4.3%	10
		Totals: 231

Other - Write In	Count
Racine	2
Brighton	1
Farm in Family Trust do not live in Racine County	1
Franksville	1
Harvest View/Fonks	1
Live in Yorkville	1
Muskgeo	1
Yorkville Township	1
rochester	1
Totals	10

9. Please check all that apply:



Value	Percent	Responses
Live in Yorkville	94.8%	219
Work in Yorkville	11.7%	27
Own a business in Yorkville	12.6%	29
Have child / children in Yorkville schools	17.3%	40
Volunteer for the Village	5.2%	12
Considering development in Yorkville	3.0%	7
Other - Write In	6.9%	16

Other - Write In	Count
Retired	2
Considering relocating to Yorkville	1
Farm in family trust do not live or work in Yorkville	1
Farming in Yorkville	1
Grandchildren in Yorkville School.	1
Lots	1
Own land in Yorkville	1
Own property in Yorkville	1
Shop and spend in Yorkville	1
grandchildren in school	1
grandkids in Yorkville school	1
had children attend the school	1
own a residential lot	1
own farmland	1
want to retire in Yorkville	1
Totals	16

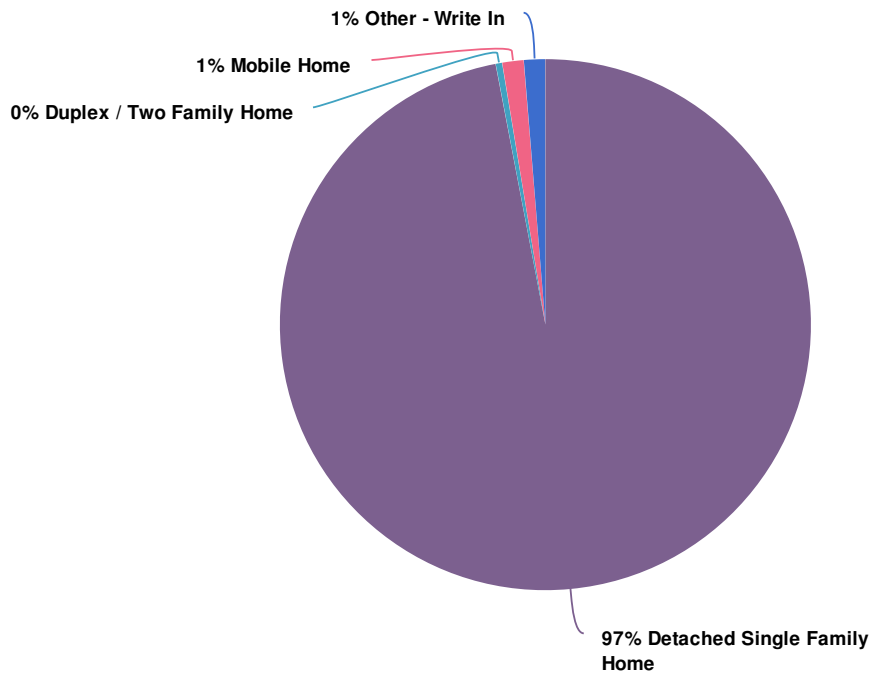
10. How long have you lived in Yorkville?



Value	Percent	Responses
Less than 1 year	2.2%	5
1-5 years	14.3%	33
6-10 years	12.1%	28
11-20 years	18.6%	43
21-40 years	28.6%	66
41+ years	19.9%	46
I don't live in Yorkville	4.3%	10

Totals: 231

11. Housing: Which type best applies to you?

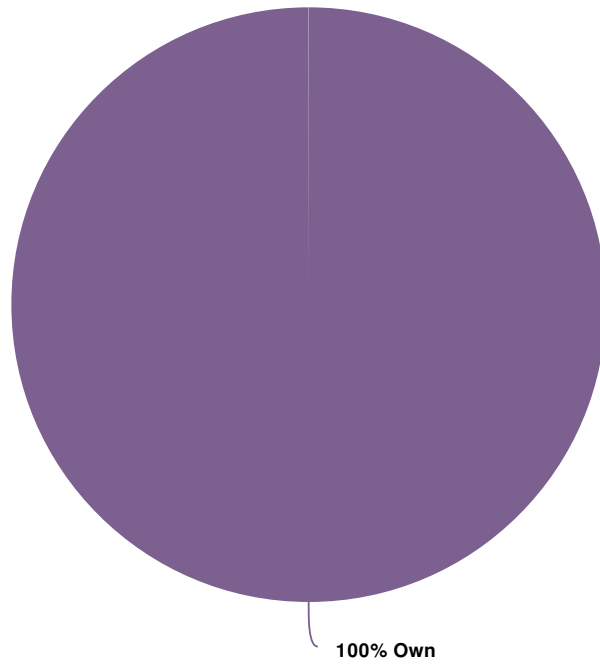


Value	Percent	Responses
Detached Single Family Home	97.0%	225
Duplex / Two Family Home	0.4%	1
Mobile Home	1.3%	3
Other - Write In	1.3%	3

Totals: 232

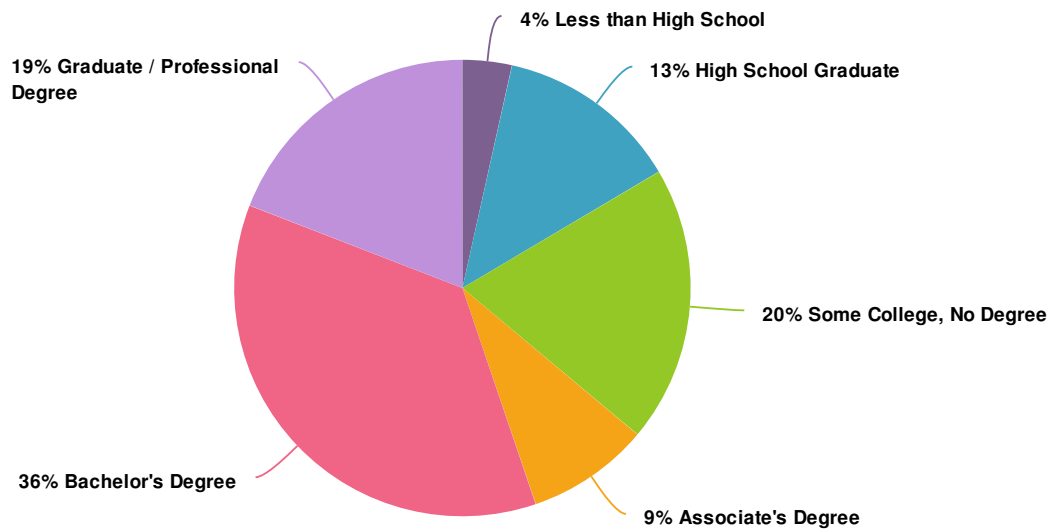
Other - Write In	Count
Farm	1
Farm 68 acres	1
Single Family home with Father In-Law Suite	1
Totals	3

12. Your home: Do you?



Value	Percent	Responses
Own	100.0%	229
		Totals: 229

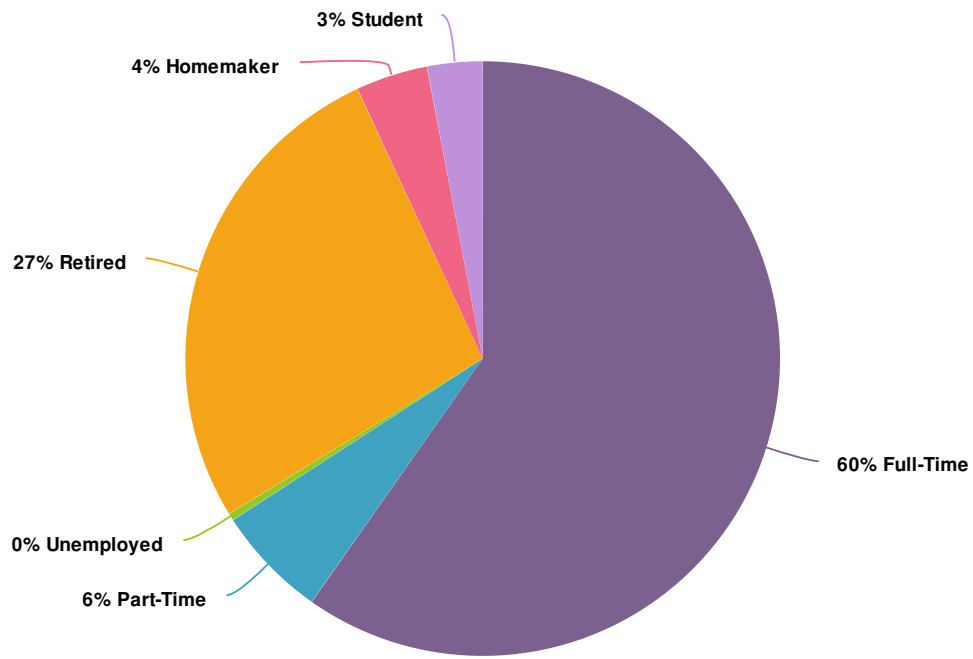
13. Level of Education: Which best applies to you?



Value	Percent	Responses
Less than High School	3.5%	8
High School Graduate	13.0%	30
Some College, No Degree	19.6%	45
Associate's Degree	8.7%	20
Bachelor's Degree	36.1%	83
Graduate / Professional Degree	19.1%	44

Totals: 230

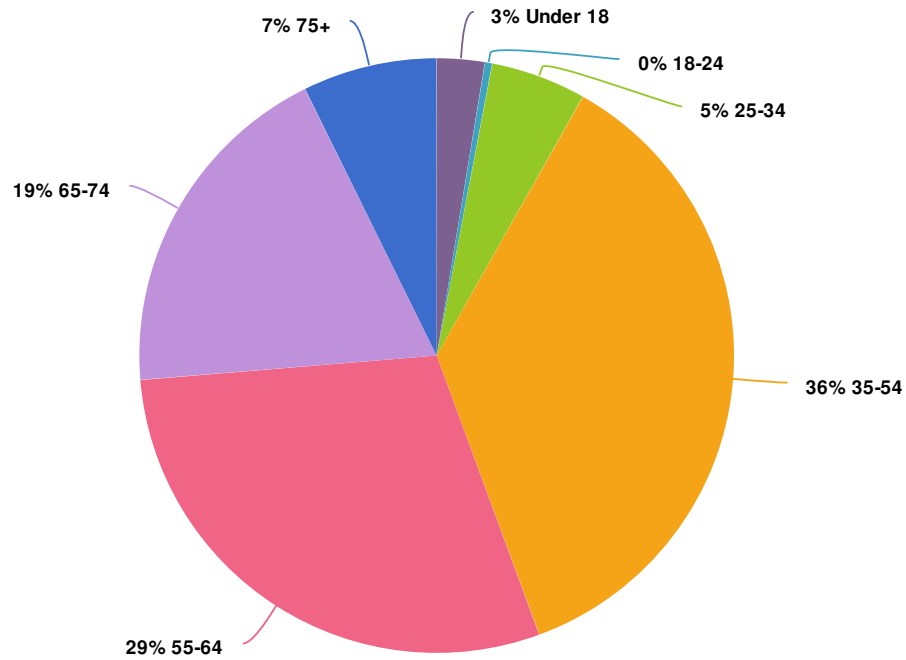
14. Employment Situation: Which best applies to you?



Value	Percent	Responses
Full-Time	59.7%	138
Part-Time	6.1%	14
Unemployed	0.4%	1
Retired	26.8%	62
Homemaker	3.9%	9
Student	3.0%	7

Totals: 231

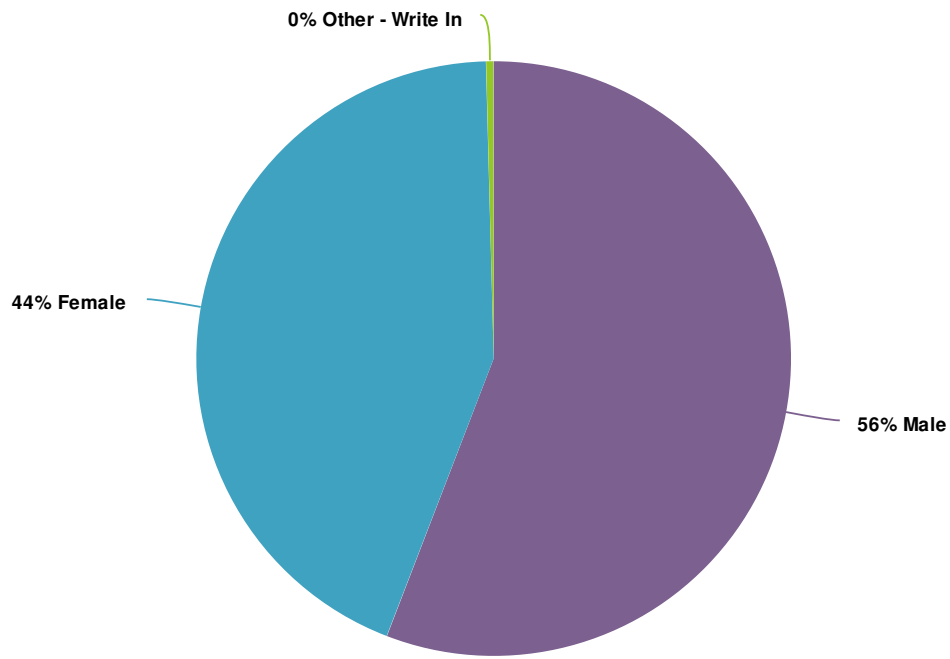
15. What age range are you in?



Value	Percent	Responses
Under 18	2.6%	6
18-24	0.4%	1
25-34	5.2%	12
35-54	36.2%	84
55-64	29.3%	68
65-74	19.0%	44
75+	7.3%	17

Totals: 232

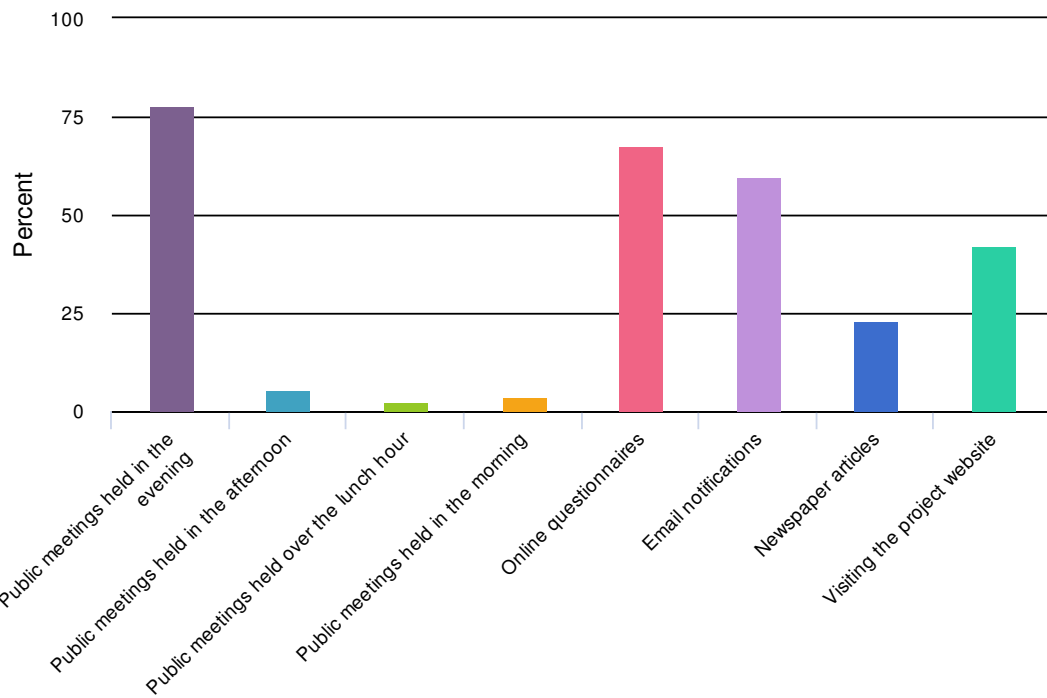
16. What is your gender?











Value	Percent	Responses
Male	55.8%	129
Female	43.7%	101
Other - Write In	0.4%	1
		Totals: 231

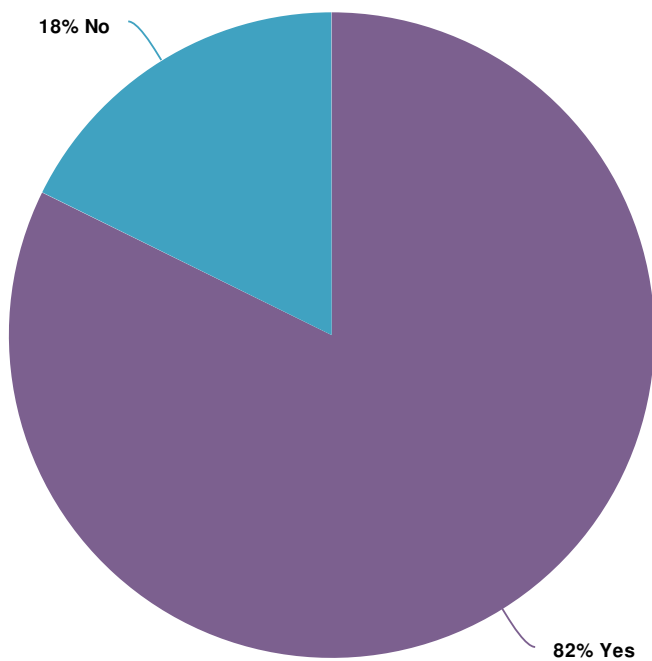
Other - Write In	Count
Totals	0

17. How would you like to participate in this process?



	Percent	Responses
	77.6%	177
	5.7%	13
	2.2%	5
	3.5%	8
	67.5%	154
	59.6%	136
	23.2%	53
	42.1%	96

18. Would you like to receive additional information from the Village of Yorkville by email?



Value	Percent	Responses
Yes	82.3%	167
No	17.7%	36

Totals: 203